



**GOAL 1:** Increase access to undergraduate education programs.

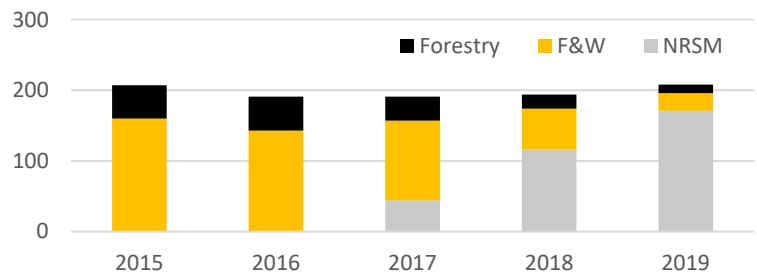
**GOAL 2:** Cultivate undergraduate student success.

**GOAL 3:** Increase graduation rates for undergraduates and ensure successful placement of students in a career or in graduate/professional school within in six months of graduation.

**GOAL 4:** Require a signature experience as a component of the undergraduate degree program (RISE: Research, International experience, Service learning, Experiential learning).

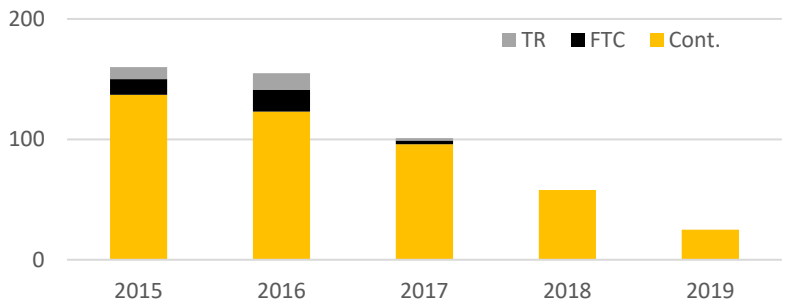
**GOAL 1: Undergraduate Enrollment** [annually enroll 60 new students]

	NRSM	F&W	Forestry
Fall 2015		160	47
Fall 2016		143	48
Fall 2017	44	113	34
Fall 2018	116	58	20
Fall 2019	171	25	12



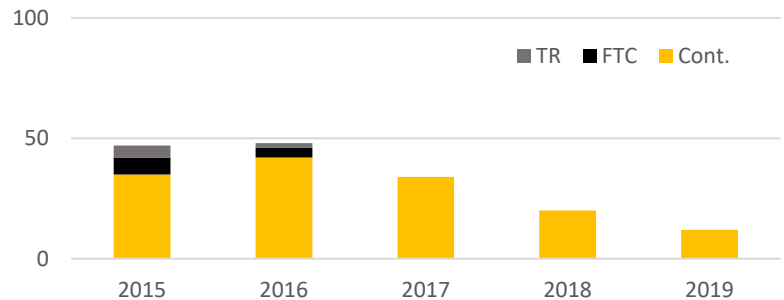
*Fisheries & Wildlife Undergraduate Enrollment*

	Cont.	FTC	TR	Total
Fall 2015	137	13	10	160
Fall 2016	123	18	14	143
Fall 2017	96	3	2	113
Fall 2018	58			58
Fall 2019	25			25



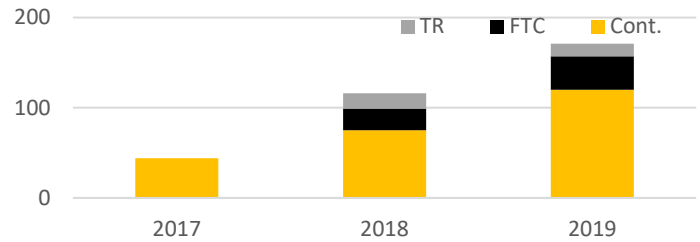
*Forestry Undergraduate Enrollment*

	Cont.	FTC	TR	Total
Fall 2015	35	7	5	47
Fall 2016	42	4	2	48
Fall 2017	34	0	0	34
Fall 2018	20			20
Fall 2019	12			12



**NRSM Undergraduate Enrollment**

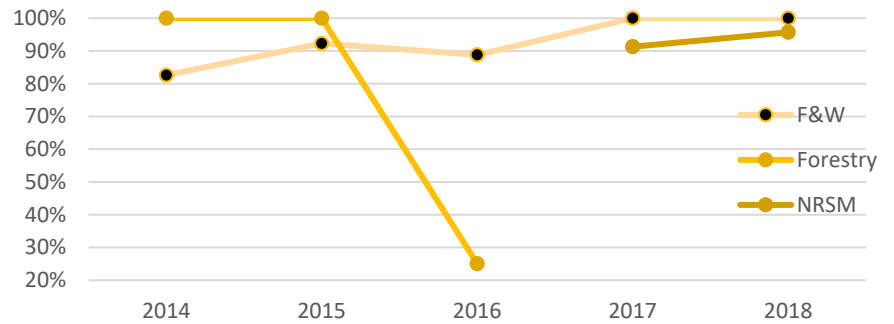
	Cont.	FTC	TR	Total
<b>Fall 2017</b>				44
<b>Fall 2018</b>	75	24	17	116
<b>Fall 2019</b>	120	37	14	171



**GOAL 2: Undergraduate Student Success – Retention (by cohort) [retain 93% of FTC students]**

	F&W	Forestry	NRSM
<b>Fall 2014</b>	82.6%	100.0%	
<b>Fall 2015</b>	92.3%	100.0%	
<b>Fall 2016</b>	88.8%	25.0%	
<b>Fall 2017</b>	100%	n/a	100%
<b>Fall 2018</b>	100%	n/a	95.7%

retained at MU for second year

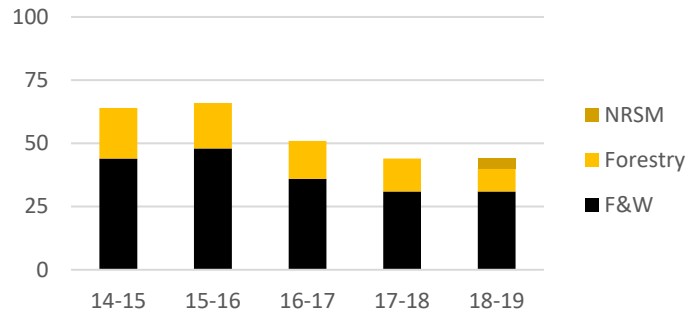


**GOAL 3: Increase graduation rates for undergraduates and ensure successful placement of students in a career or in graduate/professional school within six months of graduation.**

**Undergraduate Degrees Awarded**

	F&W	Forestry	NRSM
<b>2015</b>	45	18	
<b>2016</b>	51	21	
<b>2017</b>	30	12	
<b>2018</b>	33	13	
<b>2019</b>	31	9	4

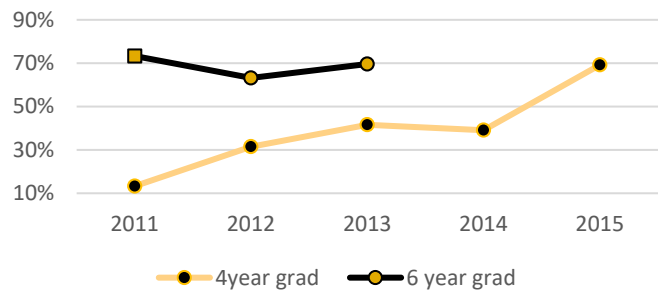
AY=FS/SP/SS



**Undergraduate Graduation Rate (by cohort) [Graduate 65% in 4-years and 75% in 6-years]**

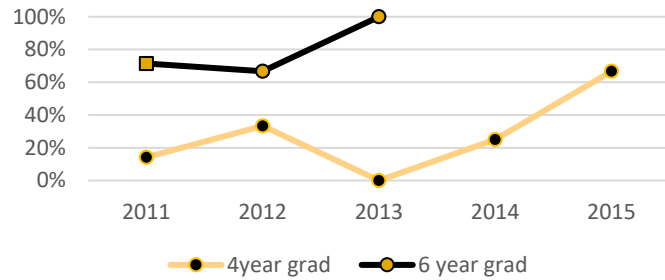
**Fisheries & Wildlife**

	4-year	CAFNR	6-year	CAFNR
<b>Fall 2011</b>	13.3%	49.9%	73.3%	73.9%
<b>Fall 2012</b>	31.5%	52.4%	63.2%	70.5%
<b>Fall 2013</b>	41.6%	55.1%	69.6%	75.1%
<b>Fall 2014</b>	39.1%	60.8%	-	-
<b>Fall 2015</b>	69.2%	62.0%	-	-



Forestry

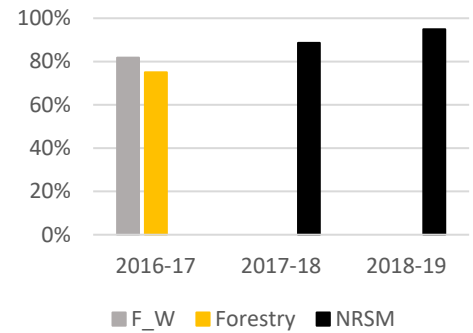
	4-year	CAFNR	6-year	CAFNR
Fall 2011	14.2%	49.9%	71.4%	73.9%
Fall 2012	33.3%	52.4%	66.7%	70.5%
Fall 2013	0.0%	55.1%	100%	75.1%
Fall 2014	25.0%	60.8%	-	-
Fall 2015	66.7%	62.0%	-	-



Career Outcomes [95% Career Success]

Fisheries & Wildlife

	2016-17 F_W	2016-17 FORESTRY	2017-18 NRSM	2018-19
<b>Career Success</b>	<b>81.8%</b>	<b>75.0%</b>	<b>88.6%</b>	<b>94.87%</b>
Employed Full Time	44.4%	<5	60.0%	66.6%
Employed Part Time	<5	<5	<5	15.3%
Continuing Education	<5	<5	17.1%	10.2%
Volunteer			<5	
Service Organization				<5
Seeking Employment	<5	<5	<5	<5
<b>Employed in Missouri</b>			51.4%	62.1%
<b>Knowledge Rate</b>	81.8%	88.9%	87.5%	97.6%
<b>Median Salary</b>	\$32,000	<5	\$32,000	<5



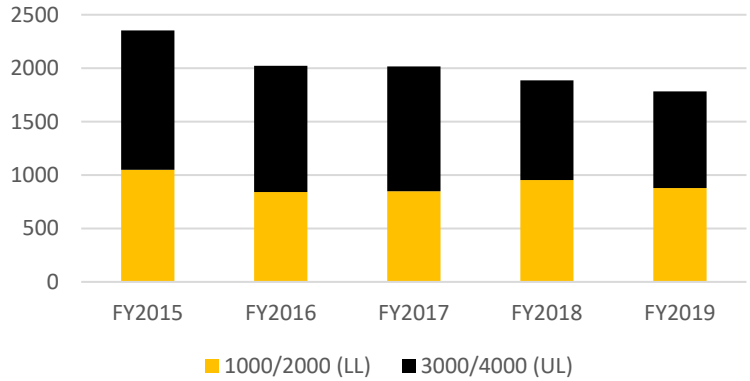
**GOAL 4: Require a signature experience as a component of the undergraduate degree program (RISE: Research, International experience, Service learning, Experiential learning).**

## ADDITIONAL INFORMATION

### Undergraduate Student Credit Hour Production (F\_W)

	1000/2000 (LL)	3000/4000 (UL)
<b>FY2015</b>	1049	1304
<b>FY2016</b>	841	1181
<b>FY2017</b>	848	1168
<b>FY2018</b>	953	933
<b>FY2019</b>	878	905

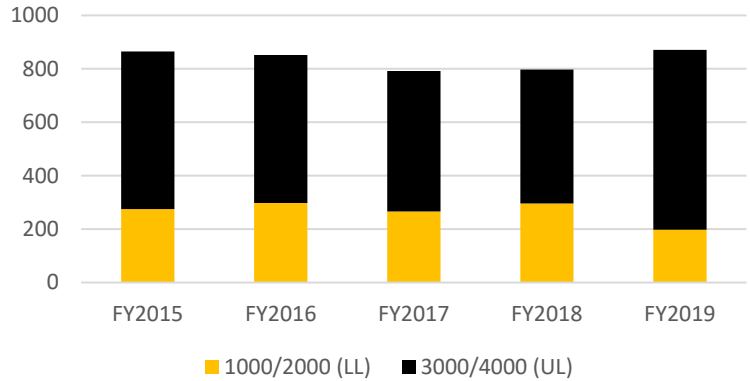
FY=SS/FS/SP



### Undergraduate Student Credit Hour Production (FOREST)

	1000/2000 (LL)	3000/4000 (UL)
<b>FY2015</b>	275	590
<b>FY2016</b>	298	554
<b>FY2017</b>	266	526
<b>FY2018</b>	296	501
<b>FY2019</b>	198	673

FY=SS/FS/SP



### Undergraduate Student Credit Hour Production (NATRU)

	1000/2000 (LL)	3000/4000 (UL)
<b>FY2015</b>	996	403
<b>FY2016</b>	917	426
<b>FY2017</b>	519	444
<b>FY2018</b>	722	575
<b>FY2019</b>	688	420

FY=SS/FS/SP

